

Dear Sir/Madam,

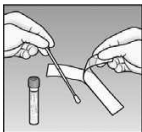
Please be advised that it is important to follow the instructions below to perform this test.

PREPARATION FOR TEST

- Use the special set "FecalSwab" available at the Collection Center.
- Prepare a second, clean container to collect the feces in order to sample in the vial.

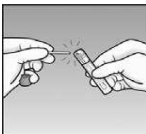
STOOL SAMPLING

1. Collect the feces in the clean container. Be careful not to contaminate with urine or menstrual blood.



2. Open the "FecalSwab" envelope containing the vial and the flocked probe (applicator stick)

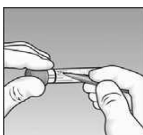
3. Take a sample of the stool output through the flocked probe:
 - if liquid or semisolid stool: immerse the probe in it
 - if solid stool: introduce the probe into the stool or swipe it several times on the surface.
 Be careful while withdrawing to avoid breakage of the applicator.



4. Unscrew the cap of the vial and introduce the probe used to collect stool and break the applicator at the point indicated by the colored line.



5. Screw the cap back onto the vial closing it tightly and make sure no material leaks out.



6. Write last name and first name on the label and apply it to the vial.

SAMPLE STORAGE AND DELIVERY

The collected sample can be stored 24 hours at room temperature (+20/+25°C) or refrigerated for 48 hours at +4/+8°C. The sample must be accompanied by the medical request.

Compiled by	Verified by	Approved by
Laboratory Director Dr. Laura Soldini	Quality Assurance Safety Environment Dr. Stefania Fazzone	Health Management Dr. Gabriele Pellicciotta